



2009 Economic Indicators: Monthly Trends

August 2009

This publication made possible in part with support from the United Way of Roanoke Valley

Contents

Unemployment Rate 3

Unemployment Insurance Payments..... 4

Food Stamp Recipients 5

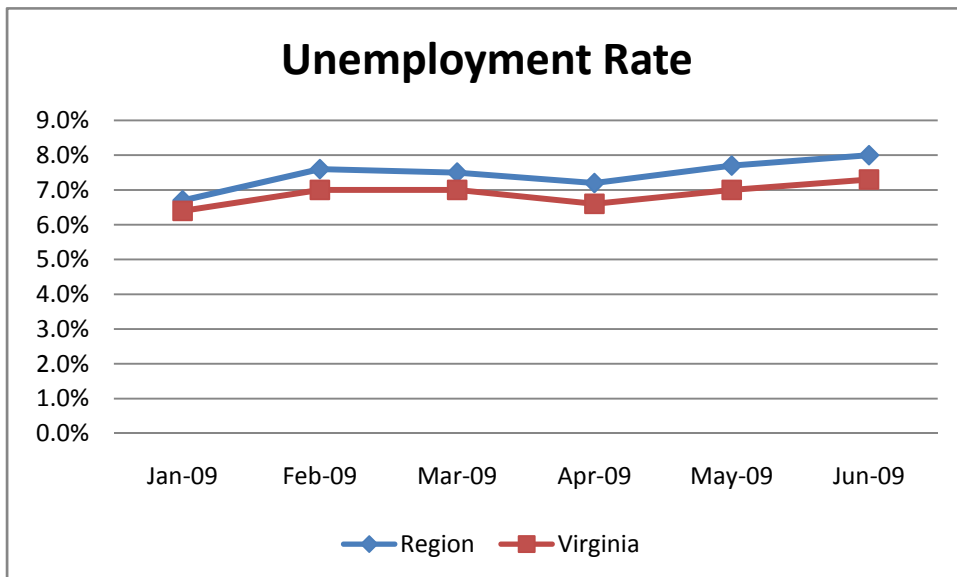
TANF Recipients 6

Net Employment Growth..... 7

2-1-1 Calls..... 8

Unemployment Rate

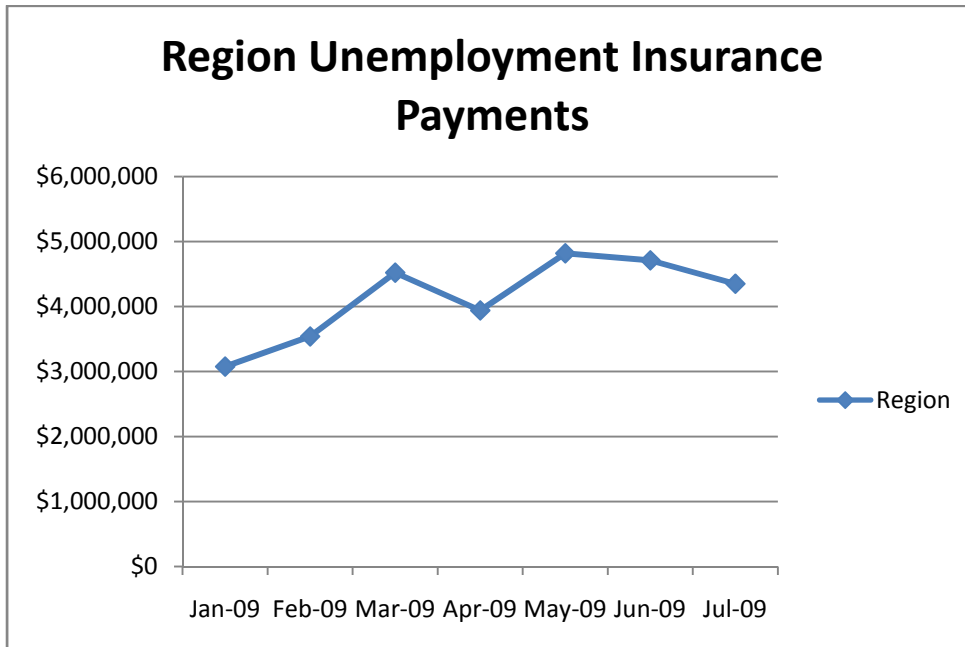
Unemployment rate	Jan-09	Feb-09	Mar-09	Apr-09	May-09	Jun-09
Alleghany county	9.1%	10.6%	10.3%	9.3%	10.5%	9.9%
Botetourt county	5.6%	6.6%	6.5%	6.7%	6.7%	6.9%
Craig county	7.0%	7.0%	6.5%	6.3%	7.6%	8.6%
Franklin county	8.6%	9.4%	8.6%	8.0%	8.5%	8.2%
Roanoke county	5.0%	5.8%	5.8%	5.6%	6.1%	6.4%
Covington city	9.9%	12.0%	11.7%	11.5%	11.4%	11.0%
Roanoke city	7.4%	8.5%	8.7%	8.4%	9.2%	9.6%
Salem	5.8%	6.5%	6.5%	6.2%	6.4%	7.0%
Region	6.7%	7.6%	7.5%	7.2%	7.7%	8.0%
Virginia	6.4%	7.0%	7.0%	6.6%	7.0%	7.3%



Unemployment rate in the Region has increased 1.3% from Jan-June of 2009. Virginia has increased 0.9% in the same time period. Roanoke Region unemployment is greater than the state rate for every month thus far in 2009.

Unemployment Insurance Payments

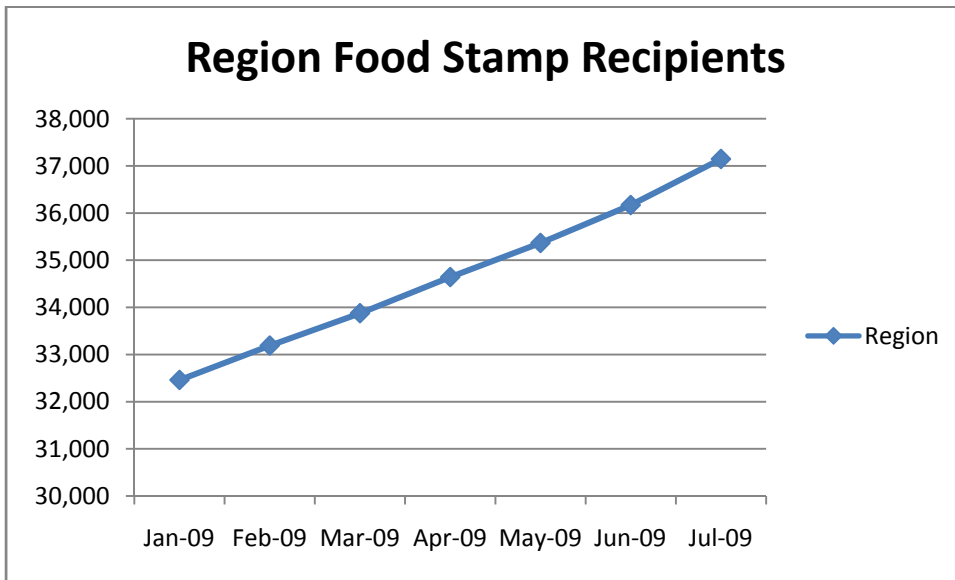
Unemployment ins	Jan-09	Feb-09	Mar-09	Apr-09	May-09	Jun-09	Jul-09
Alleghany county	\$148,685	\$161,121	\$229,492	\$171,404	\$239,939	\$205,085	\$172,364
Botetourt county	\$258,382	\$302,091	\$424,046	\$370,455	\$436,859	\$455,535	\$437,811
Craig county	\$48,681	\$56,929	\$68,042	\$61,673	\$75,890	\$87,082	\$77,621
Franklin county	\$773,748	\$814,796	\$922,965	\$784,891	\$912,221	\$772,059	\$731,422
Roanoke county	\$652,599	\$753,848	\$1,019,495	\$900,499	\$1,067,326	\$1,106,111	\$1,020,568
Covington city	\$97,225	\$97,487	\$121,497	\$108,639	\$136,227	\$97,974	\$82,749
Roanoke city	\$916,365	\$1,139,048	\$1,463,988	\$1,300,345	\$1,671,512	\$1,721,391	\$1,574,477
Salem	\$179,196	\$214,044	\$271,617	\$241,648	\$279,320	\$265,309	\$252,849
Region	\$3,074,881	\$3,539,364	\$4,521,142	\$3,939,554	\$4,819,294	\$4,710,546	\$4,349,861
Virginia	\$76,040,044	\$83,927,841	\$110,399,987	\$98,603,878	\$487,486,412	\$118,402,456	\$100,909,794



Unemployment insurance payments for the Region have increased over 41% since January of 2009.

Food Stamp Recipients

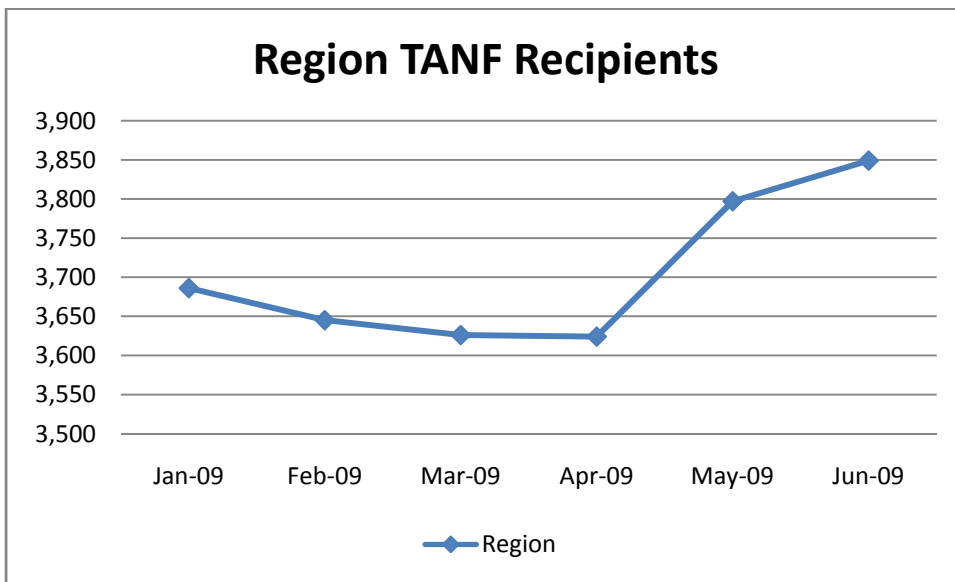
Food Stamp Recipients	Jan-09	Feb-09	Mar-09	Apr-09	May-09	Jun-09	Jul-09
Alleghany county	1,988	1,988	1,996	2,019	1,988	1,995	2,043
Botetourt county	1,079	1,124	1,192	1,241	1,250	1,284	1,331
Craig county	436	464	483	481	478	504	500
Franklin county	6,511	6,743	6,861	7,032	7,061	7,134	7,343
Roanoke county/Salem	5,153	5,277	5,420	5,535	5,665	5,890	6,099
Covington city	900	902	933	935	944	972	981
Roanoke city	16,392	16,690	16,990	17,399	17,979	18,390	18,850
Region	32,459	33,188	33,875	34,642	35,365	36,169	37,147
Virginia	616,644	628,039	640,195	657,215	670,285	685,312	699,986



Food Stamp recipients have increased by 14.4% in the first seven months of 2009. Roanoke city has increased 15% in that same time period.

TANF Recipients

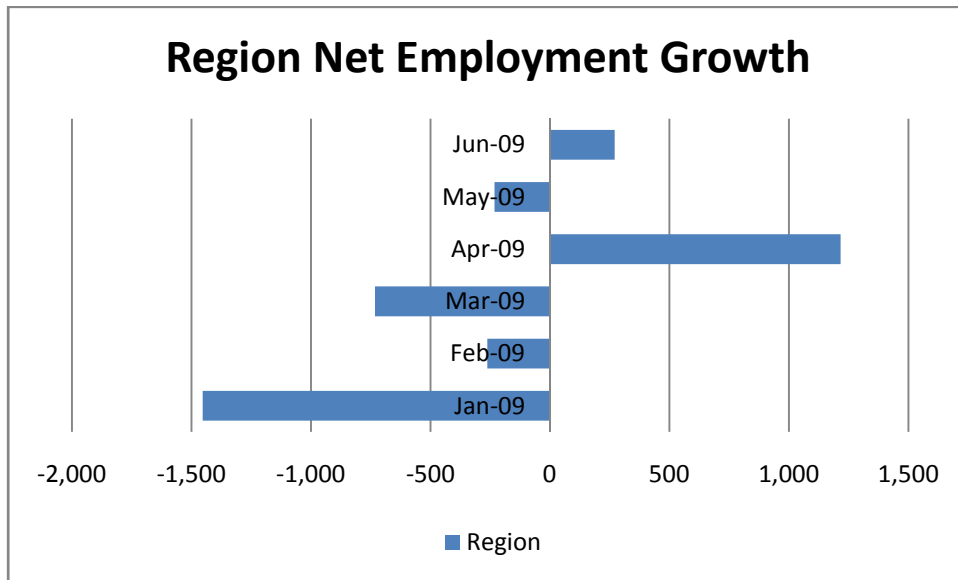
TANF recipients	Jan-09	Feb-09	Mar-09	Apr-09	May-09	Jun-09
Alleghany county	173	175	166	141	152	151
Botetourt county	41	53	53	36	42	42
Craig county	14	16	17	21	22	14
Franklin county	462	440	442	451	462	462
Roanoke county/Salem	607	619	635	638	630	683
Covington city	69	72	74	73	76	69
Roanoke city	2,320	2,270	2,239	2,264	2,413	2,428
Region	3,686	3,645	3,626	3,624	3,797	3,849
Virginia	67,828	68,110	68,321	69,641	71,245	72,763



The number of TANF recipients has increased 4.4% from Jan - June of 2009.

Net Employment Growth

Net employment growth	Jan-09	Feb-09	Mar-09	Apr-09	May-09	Jun-09
Alleghany county	-93	-51	5	107	13	-21
Botetourt county	-150	-21	-84	121	-28	34
Craig county	-22	-3	-12	18	-4	5
Franklin county	-225	-33	-125	181	-43	51
Roanoke county	-421	-61	-235	340	-80	95
Covington city	-36	-19	2	40	6	-8
Roanoke city	-392	-57	-220	317	-75	89
Salem	-114	-17	-63	92	-21	26
Region	-1,453	-262	-732	1,216	-232	271
Virginia	-53,284	-9,010	8,121	25,849	-3,126	6,288



The Region showed an increase of over 1000 jobs in April '09 from March '09. In June there was also an increase of 271 jobs from May's data.

2-1-1 Calls

2-1-1 Calls	Jan-09	Feb-09	Mar-09	Apr-09	May-09	Jun-09	Jul-09	Grand Total
Alleghany county								
2-1-1 Financial					3	0	1	4
2-1-1 Housing					1	0	1	2
2-1-1 Food					0	0		0
2-1-1 Mental Health					0	0		0
2-1-1 Health					0	0		0
Botetourt county								
2-1-1 Financial	4	1	4	1	5	5	2	22
2-1-1 Housing	2	0	0	1	1	0	2	6
2-1-1 Food	2	0	0	0	1	1	1	5
2-1-1 Mental Health	0	0	0	0	0	0	0	0
2-1-1 Health	0	1	1	0	2	3	2	9
Craig county								
2-1-1 Financial	0	0	0	0	1	1	1	3
2-1-1 Housing	0	1	0	0	0	0	1	2
2-1-1 Food	0	0	0	0	0	0	0	0
2-1-1 Mental Health	0	0	0	1	0	0	0	1
2-1-1 Health	0	2	0	0	2	0	0	4
Franklin county								
2-1-1 Financial				11	9	12	22	54
2-1-1 Housing				2	2	2	3	9
2-1-1 Food				1	1	2	2	6
2-1-1 Mental Health				1	1	0	0	2
2-1-1 Health				4	2	4	3	13
Roanoke county								
2-1-1 Financial	16	18	19	17	35	18	28	151
2-1-1 Housing	6	2	6	5	3	10	2	34
2-1-1 Food	7	3	8	2	8	8	6	42
2-1-1 Mental Health	7	8	11	4	5	3	4	42
2-1-1 Health	7	4	10	4	6	8	4	43

2-1-1 Calls	Jan-09	Feb-09	Mar-09	Apr-09	May-09	Jun-09	Jul-09	Grand Total
Covington city								
2-1-1 Financial				0	0	4	6	10
2-1-1 Housing				0	0	0	0	0
2-1-1 Food				0	0	0	0	0
2-1-1 Mental Health				0	0	0	0	0
2-1-1 Health				0	0	0	0	0
Roanoke city								
2-1-1 Financial	116	80	129	163	174	136	173	971
2-1-1 Housing	33	32	31	30	34	36	41	237
2-1-1 Food	20	20	30	17	16	38	34	175
2-1-1 Mental Health	6	9	16	10	18	11	20	90
2-1-1 Health	21	19	22	18	18	15	42	155
Salem								
2-1-1 Financial	13	2	2	17	11	11	12	68
2-1-1 Housing	4	0	5	2	4	0	2	17
2-1-1 Food	3	0	3	0	1	2	4	13
2-1-1 Mental Health	1	2	1	1	0	4	2	11
2-1-1 Health	3	2	3	4	1	2	6	21
Region								
2-1-1 Financial	149	101	154	209	238	187	245	1,283
2-1-1 Housing	45	35	42	40	45	48	52	307
2-1-1 Food	32	23	41	20	27	51	47	241
2-1-1 Mental Health	14	19	28	17	24	18	26	146
2-1-1 Health	31	28	36	30	31	32	57	245
Total 2-1-1 Financial	298	202	308	418	476	374	490	2,566
Total 2-1-1 Housing	90	70	84	80	90	96	104	614
Total 2-1-1 Food	64	46	82	40	54	102	94	482
Total 2-1-1 Mental Health	28	38	56	34	48	36	52	292
Total 2-1-1 Health	62	56	72	60	62	64	114	490

